

1 April 2026

WATERWHEEL WAFFLES



Quarterly Newsletter of the Waterwheel Community Shed

*(or what's been
happening at the
Shed recently!)*

Well, it's the start of a New Year and with issue 5 of your newsletter, I can report the Shed is doing well!

Looking at the membership we seem to have stabilised at around 50 with a few leavers and new members joining.

As you may realise, the original Shed membership has put on a few years since the original inception of the Roleystone Men's Community Shed, so it is great to see a younger age range joining.

With the arrival of some much needed new equipment courtesy of Mr Hugh Jones MLA, we now have some industrial strength equipment to achieve a more professional finish to our products.

The "Repair Shop" has been doing well, with countless numbers of chairs to be repaired! I know a few of you have become highly skilled at disassembling these items and returning them to their former glory, especially you Ian! Not to

be left behind, Keith has done a roaring trade at rebuilding his steel frame chairs.

There were a few visitors this issue, the most notable being Hon Anthony Spagnolo MLC and Senator Slade Brockman. After his first visit he returned and presented Henry with a National Flag for the Shed. All we need now is the flagpole!

By the time you read this the covered work area outside should have been extended (thanks Neil).

If I've missed you out of this issue, let me know and I'll be sure to miss/include you next time!

In This Issue



New Equipment	2/3
New Members	4
Shed Education	5
Shed Visits	6/7
Shed Training	8/9
Shed Projects	10-20
Keith Takes a Tumble	21
Market Day	22
Last Bedfordale Market	23
Birthdays	24
BBQ	25
Curry Day	26
Your Committee	27
Our Sponsors	28



New Equipment Arrives

The truck arrived on Thursday 13 November bearing gifts!

Yes, Hugh Jones grant monies have purchased some much needed new equipment. Today's load included a saw table, band saw, welder and metal detector. The Thicknesser arrived a little later.





New Equipment 2 (or Paul's New Welder)

The look of delight on Paul's face say it all!

Amongst the new equipment was a new mig/tig (even stick) welder, a Cigweld BlueVENOM XF186 which can handle materials up to 10mm.

Paul reports it is much easier to use than our old welder and produces much better results.



New Members



Thor Hermanniusson



Kathy Turton



Frank Preston



Don Collins



Arlene Maidment



Bruce Mills



Murray Clear



Lyn MacKay

From Your Safety Manual

HAND SAFETY

Pinch – Crush – Rotational - Trap – Lacerate – Puncture – Abrasion – Burn – Chemical Contact.

Hand injuries consistently account for a large percentage of working related injuries. The first step to hand safety and preventing hand injuries is AWARENESS and to recognise the hazards and dangers involved in your job so you can avoid or control them.

The following is a list of some common hazards that you should be aware of:



- Pinch points
- Hot Spots
- Rotating Machines
- Automatic Machines
- Loose clothing
- Jewellery

The following are suggested guides to prevent injury to your hands:

- Be Rested, Stay Alert.
- Do not Get Distracted when operating Machinery.
- Know the area you will be working in and the correct operating instructions for the equipment you will be using.
- Inspect the tools of machines prior to using for faults and that machine guards are in place/working properly.
- Use push sticks, pliers, poles etc – **NEVER PUT YOUR HANDS INTO THE DANGER ZONE.**
- Ensure the power is off and locked out, prior to any repair work.
- Follow all safe work practises / safe work procedures and use the appropriate **PPE.**

A happy Shed is a tidy Shed. Isn't that what they say?

Well, it was good to see all the rechargeable items arranged to make them easy to access and charge.

It's unlikely the batteries from these items would burst into flames, but you never know, so it's good to see them all accessible and away from other items.



Shed Visits



Politicians in the house!

Tuesday 9th December we had a visit by the Hon Anthony Spagnolo MLC and Senator Slade Brockman, and accompanying staff for notes and photos.

Anthony is a member of the Upper House for the Liberal Party of WA, Deputy Chair Joint Standing Committee on Delegated Legislation and Member, Select Committee into Land Development and Planning in Western Australia and Slade is Deputy President and Chair of Committees, Chair of Procedure Committee and Deputy Chair of Standing Committee on Appropriations, Staffing and Security for the Liberal Party.

The group had a guided tour of the Shed and were very impressed by the range of items we had on offer, the visit ending in the obligatory group photograph.

On Thursday 15th January, our visitor was Mr Gary Vince co-founder of "Team Smokey".

Gary visited the Shed some time ago looking for items to sell to help raise money because...

"We're preparing for the open road, and taking part in wesCarpade 2026 to bring positivity, fun and laughter back into the lives of kids facing cancer.

I will be taking part in an eight-day driving adventure through the South West to raise awareness for Camp Quality.

Every month, 64 kids are diagnosed with a cancer.



For 40 years, Camp Quality has improved the quality of life for kids impacted by cancer, and their families.

Camp Quality's programs and services help families build optimism and resilience through community, education and fun. They support kids (0-15) dealing with their own cancer diagnosis or the diagnosis of a sibling, parent, or carer every step of the way.

Last year, Camp Quality supported 1 in 3 kids diagnosed with cancer. Their goal is to help them all!"

Gary told us they raised \$450,000 to help children with cancer.



Shed Visits 2



Politicians in the house - again!

After his visit on 9th December and as good as his word, the Hon Anthony Spagnolo MLC came back to the Shed for another visit, but this time bearing the gift of a new Australian Flag.

On his previous visit Henry had mentioned we didn't have a flag to raise on Australia Day, so Anthony very kindly provided one.

Anthony was very keen to let everyone know that his "door is always open" if you should have any questions for him.

Guess what Henry's next request for a grant will be for as we only have one small detail to accomplish before we can raise the flag in earnest, install a flag pole!

I'm not being cynical, but everyone loves a winner. With the Shed doing so well as an example of what can be achieved even in a small building, it makes everyone look good.

Keep the visits coming I say, now what else is on the shopping list?



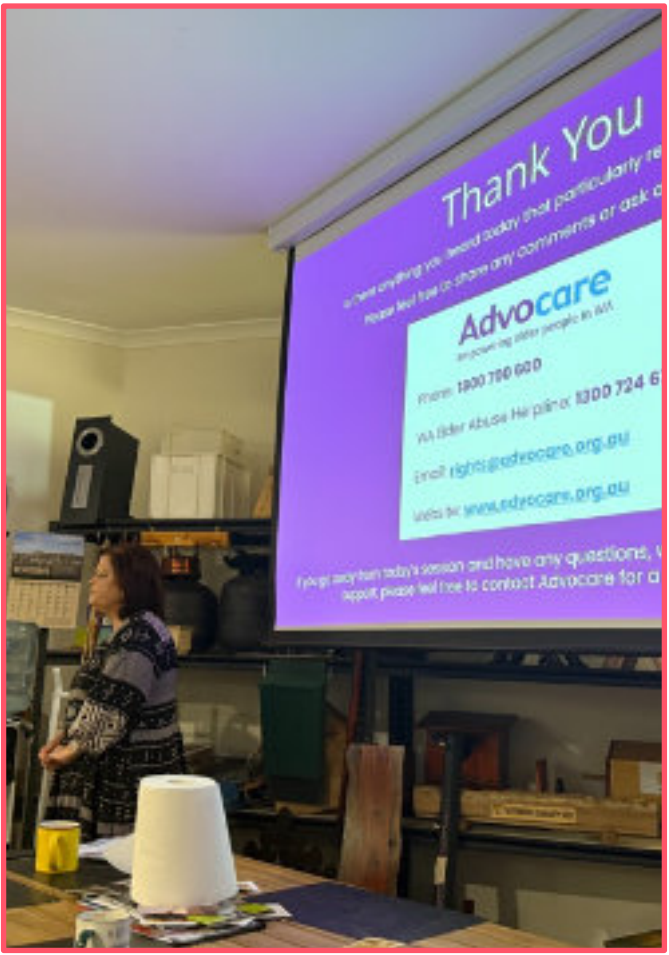
Shed Training 1



Just too late to include in the last newsletter was our visit from Anne of Advocare. As part of our monthly speaker program, Anne gave 19 of us a talk on how Advocare works, its' themes being derived from the State Government's Age-friendly WA, State Seniors Strategy 2023-2033, setting out Advocare's main objectives as custodians of the Seniors Peak Body to champion older people's ability to:

- Thrive physically, mentally, and spiritually
- Live in safe and friendly communities
- Stay connected and engaged
- Have views that are heard.

Given that we are all either approaching the age range or in it, the talk was well received and had lots of useful information. If you missed collecting an information pack, I'm sure Henry may have a few left over.



Shed Training 2




Tuesday 10th February saw an old friend Graham Mackellar, late of Cabatec and now employed by WA Men's Sheds, visit to give us a talk on table saws.

As expected from one so knowledgeable, Graham's talk was full of useful information and facts of how NOT to tackle cutting up wood on a saw table, unless you wish to reduce the number of digits or even hands you presently possess!


Due to illness and holidays only 12 or so members were able to hear Graham's words of wisdom all of which were common sense, but it's always the simple things that catch you out.

As with all pieces of Shed machinery, you are advised not to use them unless you have had practical training from one of the members who is "au fait" with the item.

It was good to see Graham again and we look forward to his next visit.



Shed Projects




Pink Pig Mania again!

They're at it again!
Pig mania is sweeping the workshop!

David had a order for a family of pink pigs, so he roped Paul in to give him a hand.

Apparently the client wanted four pink pigs ranging from very small to the large gas bottle size - a complete piggy wig family!



Look What I Done Mum!

Shed Projects 2

Graham pointing to the new weaving frames he's in the middle of producing. A fairly simple wooden construction, but oh, what a lot of nails!



Neil At Work With A Grinder

There's nothing that says the Shed is in operation than the sound of a grinder at work!


Neil spied putting the finishing touches to another selection of animal cutouts for the next market day.

Neil's skill is aptly demonstrated by the demand for these items. Keep on grinding Neil!



Park Bench Production & Renovation

Shed Projects 3



“Many hands make light work”, or so the saying goes.

Stephen and Gino putting the finishing touch to a bench refurbishment.


The owner picked it up a week later and was delighted by the standard of workmanship. Well done guys!

The bench below came in as a pile of cast iron ends and straps. After a lot of TLC, it now looks like this.

Great - only another 3 to go!



I wonder if I did that right?



“It’s all right old fella, I still love you”

Shed Projects 4



David showing off his prowess at woodworking. A client recently brought in a stand for a mirror which had been a wedding present some 50 years ago. Unfortunately with wear and tear plus the glue drying out, the stand was not in too good a condition. There was evidence of prior repairs by someone who believed more glue is better, so after a lot of cleaning up, re-glueing and touch ups, the stand is back to it's former glory (or pretty damn close!)

The lady who came to pick it up was so pleased with our work that she gladly paid the \$45 for repairs and gave Henry the card below. Within it was a donation of \$50.

I know that some of the repairs we are given begin to make you wonder what on earth people do with items, but the smile on their face when it's returned as good as new is the greatest reward.



Ready for collection

Not a Chair Repair, it's a Table

Shed Projects 5

Below is Lyle carrying out some delicate repair work to a vintage wooden door screen.

If you have seen any of Lyle's hand crafted steering wheels and the level of perfection he employs, I know the client for this item will be well pleased.



Recently a coffee table was brought in very much the worse for wear, with the legs broken off.

Our 'Master Carpenter' Ian, ably aided by Gareth set about resurrecting it.

After a lot of cleaning removal of broken parts, the table slowly came back to life (even with a few parts initially installed upside down!)

Ian did a remarkable job of revarnishing it to close to original condition and the build will last another lifetime!

One again, a very happy customer recently pick it up and was delighted with the result.



Shed Projects 6



After the success of his wooden tractors and biplanes, David recently restocked our shelves with three wooden trucks.

I know just about everything in the toy department is made of plastic these days, but there is nothing like a wooden toy for durability. They can even be sat on without damage (to the toy that is!)

My son had a wooden helicopter that had three blades which spun around as it was towed along with a piece of string. My grandchildren played with it as well, and with luck their children might also use it. Never underestimate the power of wood!



Shed Projects 7

The Benches Are Finished!

As part of the Minewarrah Refurbishment job on the Books a number of benches came to use for renovation.

After a lot of hours sanding and repainting they are now in tip top condition, and on Saturday 24th January they were loaded onto Henry's Ute for transport back to their home.

Many thanks to all those who contributed to their resurrection!



Sturdy Outside
Tables


Shed Projects 8

Ian hard at work making a new wood frame to replace the plastic one that originally adorned a reproduction of a gold world map depicting the globe.

The original had suffered greatly from over fixing with copious quantities of glue, so Ian has had to make from scratch a new frame and back board.

I know the final result will be tremendous, and he will be contributing to the hoard of "brownie points" I will earn with my wife!

Good on you Ian!




Another order for CoA for 880 mosquito floats!

After Ian had chopped up the wood, Thor drilled the holes, Larry gave them a soaking in Bondcrete and Phil/Keith and Ian stuck them together!

220 down, only another 660 to go!

(The order was delivered a few days later - now awaiting a further order later this year!)



A Side-table With A Hole

Shed Projects 9



One of a more unusual repair item came in recently, a small side-table/cupboard with a hole in it's rear!

I'm not sure how this came to be, but the lady who owns it instructions were to stain the replacement panel in oak finish with a satin final coat.

Take note whoever fixes this :-)

A blanket box that came in for full refurbishment is finally finished!

A big shot out to all those involved, especially Stephen who spent many hours filling holes and imperfections.

As you can see it's back to a nearly new condition.



Shed Projects 10

Larry (a dab handed
Lone handed painter)
applying some black
paint to recently cleaned
back panels to two
bench rebuilds.

Gareth is supervising
and making
encouraging sounds as
to the quality of Larry's
work!


Ha ha!



Opus spectātum bene fit
(Work watched is work well done)



Shed Projects 11



Who that is in the hat shooting the breeze with Larry?

Well, it's our shed builder extraordinaire, Neil who is setting about the front shed extension Mk111 i.e. extending the outside roof to meet the sea container.

I think Larry is discussing with him which would be the better set of ladders to fall off, if Larry didn't hold onto them!



More gas bottle animals in the making!

Dave sets about removing the valve from an empty bottle, which take some shifting.

Once all the valves are removed, Dave can turn them into another unique set of farm yard novelties,

When Len was offered the chance of a good screw, I think he may have had something else in mind!



Keith Takes a Tumble

What not to do when standing on the tray of a Ute - step backwards!

Unfortunately, we had our first serious incident at the Shed on Tuesday 10 March, when Keith Wildsmith took a tumble from the back of Henry's Ute, whilst loading a table to be delivered.

The result for Keith was a short period of unconsciousness, and a large abrasion to the back of the head and elbow.

Thanks to the members (Ian and co.) rallying around, Keith was well looked after until the ambulance arrived.

Shortly after Helen (Keith's wife) also arrived, Keith was then whisked away to Armadale Hospital for treatment whilst Helen followed on. Derek drove Keith's car home for him on completion of the Shed Session.

In a follow up call to Helen, she reported he was doing fine and had just had a brain scan that revealed a bruise on the brain. She also reported he would be in hospital for a day, but hopefully return home soon. Keith was also able to report that the scan actually revealed he did have a brain!



Shed Market Day



Sunday 22nd February was the first Roleystone Market Day of 2026.

Many thanks to all those who turned out to help with the day, in particular the early morning arrivers who helped set up the two marques (we have another new one) and lay out our goods for sale. Thanks to being sited on the end two pitches we had an excellent spot to spread out on and display everything with equal status.

Sales for the day were \$855 proving there is always something for someone, we even sold a few of the more bulkier items.

A wonderful day with good friends.



Shed Market Day Sales

Roleystone Market 22/02/2026

ITEM	TYPE	PRICE
Plant Hangar	Wood	\$25.00
Clown	Metal	\$35.00
Nodding Bird	Metal	\$30.00
Roo Art	Metal	\$25.00
Metal Dog	Metal	\$30.00
Clock	Wood	\$75.00
Pardalote Box	Wood	\$35.00
Clock	Wood	\$45.00
Clock	Wood	\$45.00
Art Cockatoo	Metal	\$25.00
Parrot	Metal	\$50.00
Pink Pig	Metal	\$60.00
Pelican	Metal	\$30.00
Snake	Plastic	\$15.00
Candle Holder	Metal	\$15.00
Butterfly	Metal	\$25.00
Possum Box	Wood	\$65.00
Coat Hooks	Metal	\$20.00
Lazy Susan	Wood	\$40.00
Dragon	Plastic	\$5.00
Scorpion	Metal	\$25.00
Spinniung Surfer	Metal	\$25.00
Swinging Man	Metal	\$25.00
3D Bird	Plastic	\$5.00
3D Bird	Plastic	\$5.00
Fidget Spinner	Plastic	\$10.00
Turned Vase	Wood	\$15.00
Cockatoo	Metal	\$25.00
Dragonfly	Metal	\$15.00
Spiral	Plastic	\$10.00
TOTAL		\$855.00

Popular items once again proved to be Paul's metal wonders, with wood creations and 3D printed items adding to the total.

It was interesting to note that some items we have taken to several market days and not sold, suddenly became popular, with two of Paul's larger mobiles selling, along with a "lazy Susan" we have transported a few times.

Bear did well selling two clocks, and a Pardalote Box and Possum box went as well.

Many thanks to Neil for the transport of the trailer.

By the time you read this, Stephen plus helpers will have attended the last Bedfordale Market Day to be held. As with lots of organisations these days, it's very difficult for people to take over running events, so the group in charge are calling it a day.

Many thanks to Stephen for promoting us at this event over the past two years.



Derek Burchell




Chris Baireuther (Bear)

**Birthdays
Last
Three
Months**



Barry Miller



Malcolm Holmes



Phil Aked



Roy Hamilton



Stephen Hughes



Garry Wheeler



Murray Clear



Jeff Cairns



Paul Phillips



Sarah McCabe



Kam Andrews




Michael O'Neill



January 2026 BBQ

A good gathering for the inaugural bbq of the year with a tasty sausage or two cooked up by your favourite bbq chef - David H.

Well done with the fish, it was just the job!



It's Curry Time!



Today we were treated to our resident Chef Michael's Vegetarian curry. And it was delicious!

Mick's curry was enjoyed by 17 members as an early lunch, the ingredients being provided by the Shed. Aided by his trusty sidekick Ian, the curry was made complete with rice, mango chutney, popadoms, and chilli flakes (for those who like it really hot).

It was also great to see Keith back onboard after his nasty fall last week. You can't keep a good man down!




Your New Committee for 2025/2026




Gary Wheeler
Treasurer




Veronica Hansen
Vice President




Henry Zelones
President



Larry Waters
Committee



Murray Hight
Committee



Ian Hafekost
Secretary



Stephen Hughes
Committee



John Stenhouse
Committee



Neil Baker
Committee

Don't Forget Our Sponsors!




Our main donor, without whom our Shed would not have been possible.



The generous offer to provide and renovate our building, made the Waterwheel Shed a reality.



A generous sponsor of money for tools and equipment



Initiated the idea of a "Men's Shed", and have made large donations over the years.



A long time yearly sponsor of the Shed.



Sponsor us on a yearly basis.



Australian Government

Department of Veterans' Affairs


Donated money to buy all the recreation room equipment and furniture.



Have made various donations.



Have provided various smaller donations over the years.



AUSTRALIAN MEN'S SHED ASSOCIATION

Shoulder to Shoulder

Australian Men's Shed Association, have provided donations in the past.

Waterwheel Waffles is the magazine of the Waterwheel Community Shed.
Your contributions, comments & feedback are welcome
Please contact the author at: phil@aked.com.au